

 **VANTAGE™**  
**POINT**  
Possibilities are mounting.™



the **ēvō** system™  
By Vantage Point  
THE EVO SYSTEM CATALOG

## THE EVO SYSTEM™ BUILDING A SYSTEM

The evo system™ starts with a Single Kit, which includes both ends needed to complete the system. Expansion Kits are then added to create the desired width of the system.

### 3 HIGH EVO SYSTEM

System shown using:

**E3S**×1, **E3E**×2, **E3P**×3



**3 HIGH  
SINGLE KIT**  
**E3S** \$350.00



**3 HIGH  
EXPANSION KIT**  
**E3E** \$200.00



**3 PACK  
EVO PANELS**  
**E3P** \$150.00

### 4 HIGH EVO SYSTEM

System shown using:

**E4S**×1, **E4E**×3, **E4P**×4



**4 HIGH  
SINGLE KIT**  
**E4S** \$450.00



**4 HIGH  
EXPANSION KIT**  
**E4E** \$225.00



**4 PACK  
EVO PANELS**  
**E4P** \$200.00

- The evo system™ wall brackets support up to 250 lbs. each. On configurations up to 4 frames across, use the two included brackets. On configurations over four across, additional wall brackets must be added.

## HELPFUL HINTS WHEN DESIGNING YOUR EVO SYSTEM

With all of the possible solutions, knowing your goals for the overall look and function of your evo system is vital.

### BEFORE YOU START:

1. What are the wall dimensions you have to work with?
2. Where is the power source? Is there an outlet you can mount over?
3. What size and type of TV will you be mounting?
  - Flat panel mounts are available in a variety of sizes and features to fit your application.
  - Rear Projection TVs can be supported on appropriate load bearing shelves.
4. How many and what are the sizes of the components you intend to have on your system?
  - Knowing this will help you select the appropriate number and depth of shelves.

Remember, the evo's modular frame feature allows you to easily make changes and upgrades to equipment by rearranging mounts and shelves or expanding the frame.

The evo Designer is online now at [vanpic.com](http://vanpic.com) to help you create your perfect system!

### QUICK REFERENCE DIMENSION GUIDE:

evo dimensions	FRAME/PANELS HIGH	FRAME/PANELS WIDE*
		<b>1</b> 21.23"
		<b>2</b> 39.60"
		<b>3</b> 57.98"
	<b>3</b> 54"	<b>4</b> 76.35"
		<b>5</b> 94.73"
	<b>4</b> 70.35"	<b>6</b> 113.10"

\*For each additional frame section add 18.375" to width


# ēvō the electronics mounting solution.

The most innovative product in mounting. The evo system™ provides the most complete out of the box home theater installation solution available.



- a Mount flat panels from 10 – 65"
- b Mount satellite or bookshelf speakers
- c Three different frame finish options
- d Five different types of wood panels
- e Hide all of your wiring
- f Mounts over electrical outlets
- g Easily installs on wall brackets
- h Panels lift off for easy access
- i Eco-friendly, recycled materials

## FRAME AND PANEL OPTIONS



The evo system's multiple frame and real wood veneer panel options allow for a beautifully customized mounting solution to fit any décor.

\*Unfinished, customizable panels also available.



# THE EVO SYSTEM™ MOUNTING SOLUTIONS

## E3SM SATELLITE SPEAKER MOUNTS (3-PACK)

\$25.00

📏 10 lbs each



- Compatible with most major brands of satellite speakers
- 4-axis, tilt, and rotational adjustments for optimal positioning
- Key hole adapters included

## E1BM BOOKSHELF SPEAKER MOUNT (EACH)

\$30.00

📏 25 lbs



- Compatible with most major brands of bookshelf speakers
- 3-axis pivoting for optimal positioning
- Horizontal Mounting Bracket included
- Single Hole Mounting Bracket included

## E30U UNIVERSAL LCD MOUNT

\$100.00

📏 40 lbs 📐 10 – 30°



- Utilizes a single arm for increased tilting, panning, and swiveling action
- Advanced 4-axis positioning for optimum monitor flexibility
- Includes 200mm Extension Adapters for even more mounting possibilities
- VESA® Pattern: 75 x 75mm, 100 x 100mm, 100 x 200mm, 200 x 200mm


## E40T MEDIUM TILTING FLAT PANEL MOUNT

\$150.00

📏 Universal 📐 VESA 200mm 📏 150 lbs 📐 20 – 40°



- Tilts up to 15° downward
- Mount may be centered on a single upright or between two uprights
- Lock-In-Place feature to complete a secure installation
- Max Hole Pattern: 16.25"H x 18.75"W/412mm x 476mm



## E65T LARGE TILTING FLAT PANEL MOUNT

\$250.00

📏 Universal 📐 VESA 200mm 📏 250 lbs 📐 42 – 65°

- Tilts up to 15° downward
- Mount may be centered between two or three uprights
- Lock-In-Place feature to complete a secure installation
- Max Hole Pattern: 21.25"H x 37"W/539mm x 939mm

## E52A ARTICULATING FLAT PANEL MOUNT

\$499.99

📐 VESA 75 – 200mm 📏 150 lbs 📐 20 – 50°



- 11" extension from the evo frame and panels
- Included hardware lets mount be centered between two or three uprights
- Two baffle panels included for recessed mounting
- VESA® Pattern: 100 x 200mm, 200 x 200mm
- Compatible with the ADP42 and AD400 for increased hole patterns

Visit us online at [www.vanptc.com](http://www.vanptc.com) for more info

## THE EVO SYSTEM™ ACCESSORIES



### EVO WALL BRACKET

E1WB \$45.00

- Supports 250 lbs.
- Use when extra weight loads are needed
- Helpful for less structural surfaces
- Allows for larger evo expansions



### EVO TRACK MOUNTING KIT

E6NB \$8.00

- Put anything you want on the evo system™
- Mount non-evo accessories to the system
- Replacements for lost hardware



### EVO TOGLER™ BOLT KIT

E6TB \$11.00

- Necessary for metal stud installations
- Includes 6 hollow wall anchors and bolts
- One kit required per wall bracket



### EVO PRO TOOL KIT

ETK01 \$150.00

- Designed for doing multiple installations
- Allows two people to work in tandem
- Includes 17 tools, carrier bag, and installation DVD

ēvō conceals unsightly wires  
and transforms **your space!**



before



after

# THE EVO SYSTEM™ SHELVING SOLUTIONS

## SINGLE ATTACHMENT SHELVES

🏠 50 – 100 lbs.



**12" DEEP**  
E12S \$40.00

- 6mm Thick Glass
- 12"D x 17.5"W
- Weight Load: 50 lbs.



**16" DEEP**  
E16S \$60.00

- 6mm Thick Glass
- 16"D x 17.5"W
- Weight Load: 50 lbs.



**DOUBLE 16" DEEP**  
E216S \$120.00

- 6mm Thick Glass
- 16"D x 35.875"W
- Weight Load: 100 lbs.

## DOUBLE ATTACHMENT SHELVES

🏠 60 – 180 lbs.




**12" DEEP**  
E12D \$60.00

- 6mm Thick Glass
- 12"D x 18.375"W
- Weight Load: 60 lbs.




**16" DEEP**  
E16D \$80.00

- 6mm Thick Glass
- 16"D x 18.375"W
- Weight Load: 60 lbs.




**22" DEEP**  
E22D \$125.00

- 7mm Thick Glass
- 22"D x 18.375"W
- Weight Load: 60 lbs.



**DOUBLE 22" DEEP**  
E222D \$250.00

- 7mm Thick Glass
- 22"D x 36.75"W
- Weight Load: 120 lbs.



**TRIPLE 22" DEEP**  
E322D \$300.00

- 7mm Thick Glass
- 22"D x 55.175"W
- Weight Load: 180 lbs.



the *ēvō* designer  
vanptc.com


Online at [vanptc.com](http://vanptc.com), building an evo is as easy as drag-and-drop.

From the screen to your home—envision your system online with our revolutionary and completely interactive design program.





everything you want. anywhere you want. **evolve** your space.



Whatever you want to mount, Vantage Point's  
full line of products is ready.

**VANTAGE  
POINT**  
Possibilities are mounting.™

FULL LINE CATALOG

[vanptc.com](http://vanptc.com)



there is a better way to mount

**VANTAGE™  
POINT**  
Possibilities are mounting.™



Vantage Point Products Corp.  
P.O. Box 2485 Santa Fe Springs, CA 90670 USA  
Tel: 888.TV.MOUNT | Fax: 562.946.3898

06/08